


# A whole new way to see the light

Or more accurately, not to see it.





# Underline Underbin Fluorescent Task Light.

So **recessive** it's progressive.



It's quite amazing how you'll see so much beautiful light from a light that can barely be seen. But that's the beauty of Underline.

Underbin.

Undershelf.

Understated.

Underline.

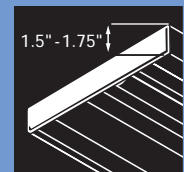
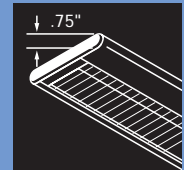
Underline is a thin profile, energy efficient T2 underbin light that delivers superb optical performance. It's ideally suited for applications where a task light can be mounted flush to the bottom of a bin or shelf.

Turn it off and Underline almost disappears. Turn it on and shadows recede as an even distribution of light arcs over the worksurface.



04-0014419

## Underline vs. typical T8. A sizable difference.



## Underline vs. typical T8. A study in energy efficiency.

- 2' T2 — 13 Watts
- 2' T8 — 17 Watts

Less watts means less operational power is required. In fact, Underline uses nearly 25% less energy than a comparable 2' T8 task light and almost 50% less than a 3' T8 task light.

## Underline vs. typical T8. Smaller is better.

Consider the efficiency of a 2' Underline for all applications where a typical 3' T8 may have been previously specified.

	Bin or shelf length					
	24"	36"	42"	48"	54"	60"
Underline 22"	1*	1	1	1	2	2

\*Denotes number of Underline task lights that are recommended for each bin/shelf size.



04-0014420

## Don't write by ritual.

Almost by routine it happens: Regardless the bin style or application, specifiers write "T8" into the spec. Think small. Think T2. Specify Underline, especially when the application includes the newest Steelcase storage bins and shelves. Specify a light that's thinner and more energy efficient.

It puts lighting in a whole new light.

Choose from three colors: Pewter, Black, or Dark Champagne

### Obligatory and important basic feature information.


Style Numbers:	LT2	T2 Task Light
	LT2CHI	T2 Task Light with Chicago plug
	LT2D	T2 Task Light dimming
	LT2DCHI	T2 Task Light dimming with Chicago plug
	LT2Y	T2 Task Light daisy chain
	LT2DY	T2 Task Light dimming daisy chain
	LT2START	Daisy chain starter cord
	LT2JUMP	Daisy chain jumper cord

Dimensions:	22"W x 3/4"H x 4-3/4"D
Colors:	Black, Dark Champagne, or Pewter
Ballast:	Energy saving electronic ballast
Lamp:	T2 3500K - 10,000 average rated lamp life
Mounting:	Flush or recessed mount
Installation:	Screw-in for flush mount; Universal Spring Bracket for recessed mount.
Cord Length:	9' with 90°/45° plug
Construction:	Steel housing, plastic end caps, acrylic batwing lens
Certification:	U.L.* and C.U.L.* listed; approved by New York, Chicago and Los Angeles municipalities



0250079

1/4" diameter T2 bulb



Black



Dark Champagne



Pewter

For a better day at work.™

**details**®

A STEELCASE COMPANY

P.O. Box 1967 / CD-5E / Grand Rapids, MI 49501-1967 / [www.details-worktools.com](http://www.details-worktools.com)

©2004 Office Details Inc. All rights reserved. Printed in the U.S.A. 04-0014395 9/04