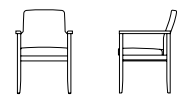


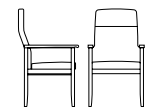
Malibu Too

WAITING / TANDEM / PATIENT ROOM SEATING

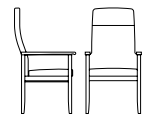
Visitor / Patient Seating (Malibu Too)



H228 Midback Chair
Overall: 25.75D 23W 34.5H
Inside: 18D 18.75W 16H
Seat: 18.5H Arm: 25.75H



H226 Patient Chair / Midback
Overall: 26.5D 23.5W 41.75H
Inside: 20D 19.5W 22.75H
Seat: 19H Arm: 25.75H



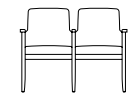
H227 Patient Chair / Highback
Overall: 26.75D 23.5W 47.25H
Inside: 20D 19.5W 28.25H
Seat: 19H Arm: 25.75H

Ottoman



H227-H Hideaway Ottoman
Overall: 20.5D 18.5W 13H

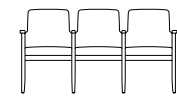
Tandem (Malibu Too)



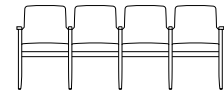
H228-2 Two Seat Tandem
Overall: 25.75D 43.25W 34.5H
Inside: 18D 18.75W 16H
Seat: 18.5H Arm: 25.75H



H229-2 Loveseat
Overall: 25.75D 36.75W 34.5H
Inside: 18D 32.5W 16H
Seat: 18.5H Arm: 25.75H



H228-3 Three Seat Tandem
Overall: 25.75D 63.5W 34.5H
Inside: 18D 18.75W 16H
Seat: 18.5H Arm: 25.75H



H228-4 Four Seat Tandem
Overall: 25.75D 83.75W 34.5H
Inside: 18D 18.75W 16H
Seat: 18.5H Arm: 25.75H

Freestanding Tables (Malibu)



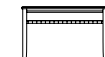
H22-T1L Table
Overall: 20D 20W 16.5H



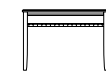
H22-T1H Table
Overall: 20D 20W 21H



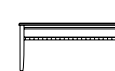
H22-T2L Table
Overall: 20D 30W 16.5H



H22-T2H Table
Overall: 20D 30W 21H



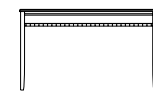
H22-T3H Table
Overall: 30D 30W 21H



H22-T4L Table
Overall: 36D 36W 16.5H



H22-T5L Table
Overall: 24D 48W 16.5H



H22-T6 Console
Overall: 17D 48W 28H

Ganging Tables (Malibu)



H22-TSG Center Ganging Table
Overall: 19D 20.75W 16.25H



H22-TER End Run Table
Overall: 19D 20.75W 16.25H



H22-TCG Corner Table
Overall: 25.5D 25.5W 16.25H



Standard Snap In / Snap Out Seat
(H226 / H227)

Optional Black Resin Armcaps on
Non-Pommel Arms



Standard Wood Pommel Grip Arms
(H226 / H227)



Optional Upholstered Arm Panel Insert
Available on Interior and Exterior Arms
Upholstered Both Sides



Open Wood Arm Standard / Non-Pommel
(Guest / Tandem)



Optional Wood Weave Arm Panel Insert
Available on Exterior Arms Only
Upholstered on Interior Side



Optional Woven Fabric Arm Panel Insert
Available on Exterior Arms Only
Upholstered on Interior Side



brayton international®
A Steelcase Company

250 Swathmore Avenue High Point, NC 27263
p: 800 627 6770 f: 888 413 5161 www.brayton.com

B4061 - 6/03 - WCP - 15M
Product specifications
subject to change.

braytonspaces™



Design: Dennie Pimental / John Duffy
Design Origin: United States

- Hard maple solids with carbon steel frame parts
- Patient Chair with Pommel grip arms standard
- Guest / Tandem Chair with non-pommel grip arms standard
- Open Wood Arms Standard
- Three Optional Arm Panel Inserts
- Patient and Tandem Seating
- Optional Moisture Barrier On Seats
- CAL 133 Option
- 2, 3, and 4 Seat Tandem Units
- Loveseat and Ottoman Available
- 20 Standard Wood Finishes
- Coordinating Freestanding and Ganging Malibu Tables
- Five Table Top Surfaces – Wood, Glass, Finesse®, Laminate Or Granite
- Optional Woven Fabric Storage Shelf On Freestanding Tables



H228-2 Two Seat Tandem with H22TER End Run Table



H229-2 Loveseat
Standard Non-Pommel Wood Arms



H227-H Hideaway Ottoman



H22-T1H Freestanding Table
Wood Top / Optional Woven Fabric Shelf



H22-T3H Freestanding Table
Wood Top



H22-T4L Freestanding Table
Glass Top Option



H228 Midback Chair
Shown with Malibu Lounge and Table



H227 Highback Patient Chair
(optional non-pommel wood arms)
H227-H Hideaway Ottoman



H229-2 Loveseat
H22-T1H Malibu Table



H226 Midback Patient Chair
Optional Black Resin Armcaps and Non-Pommel Arms



H227 Highback Patient Chair
Standard Wood Pommel Grip Arms



H227 Highback Patient Chair
Optional Non-Pommel Arms